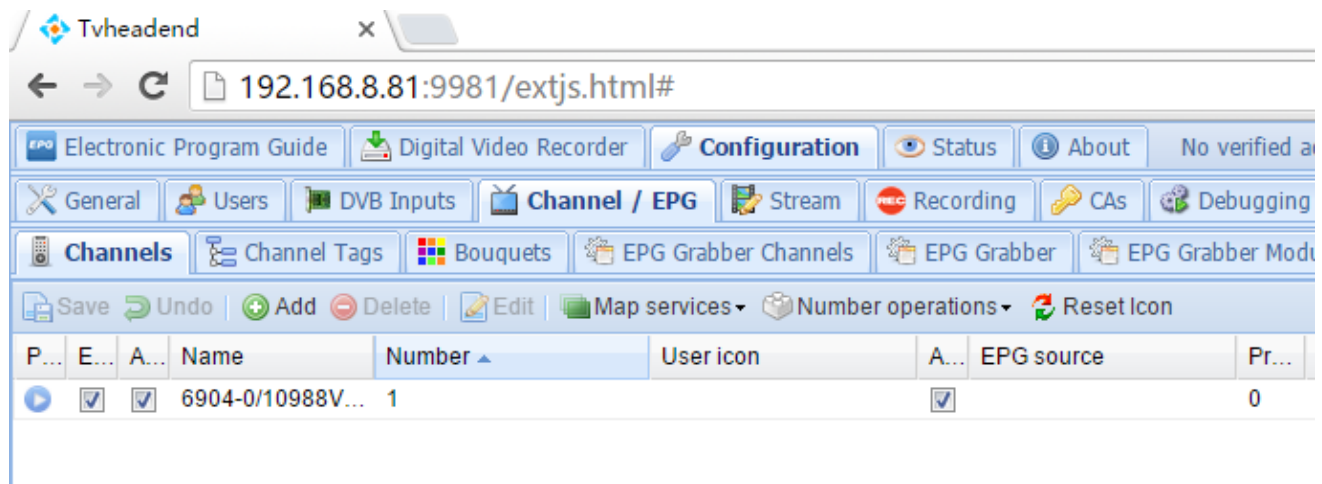


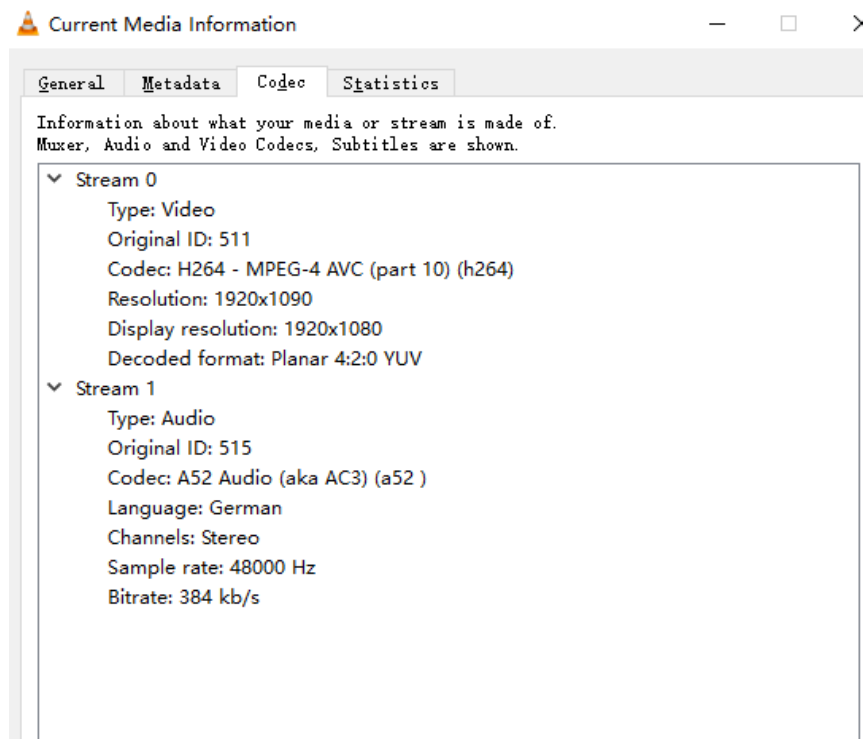
Dear Customer,

Good news that MOI Pro-AMD support transcode audio from AC3 to AAC format now, because some channels' audio is AC3 format, when direct streaming the channels to some STB , android media box, the AC3 audio can't play out, their STB don't support AC3 audio format. With our MOI Pro-AMD it is easy to handle this, if you want to transcode audio format, please refer to the following detail steps to set it:

- 1.Please install latest MOI Pro-AMD firmware such as V1.0.0.4, which preinstalled the tvheadend support audio transcode,  
You can download here and reinstall it:  
<https://sourceforge.net/projects/moiproamd/files/Release/moipro-amd-web-update-v1.0.0.4.zip/download>
- 2.Setup your tvheadend and streaming the channel URL like this;  
"http://192.168.8.81:9981/stream/channelNumber/1":



Here is the original media information before transcode:



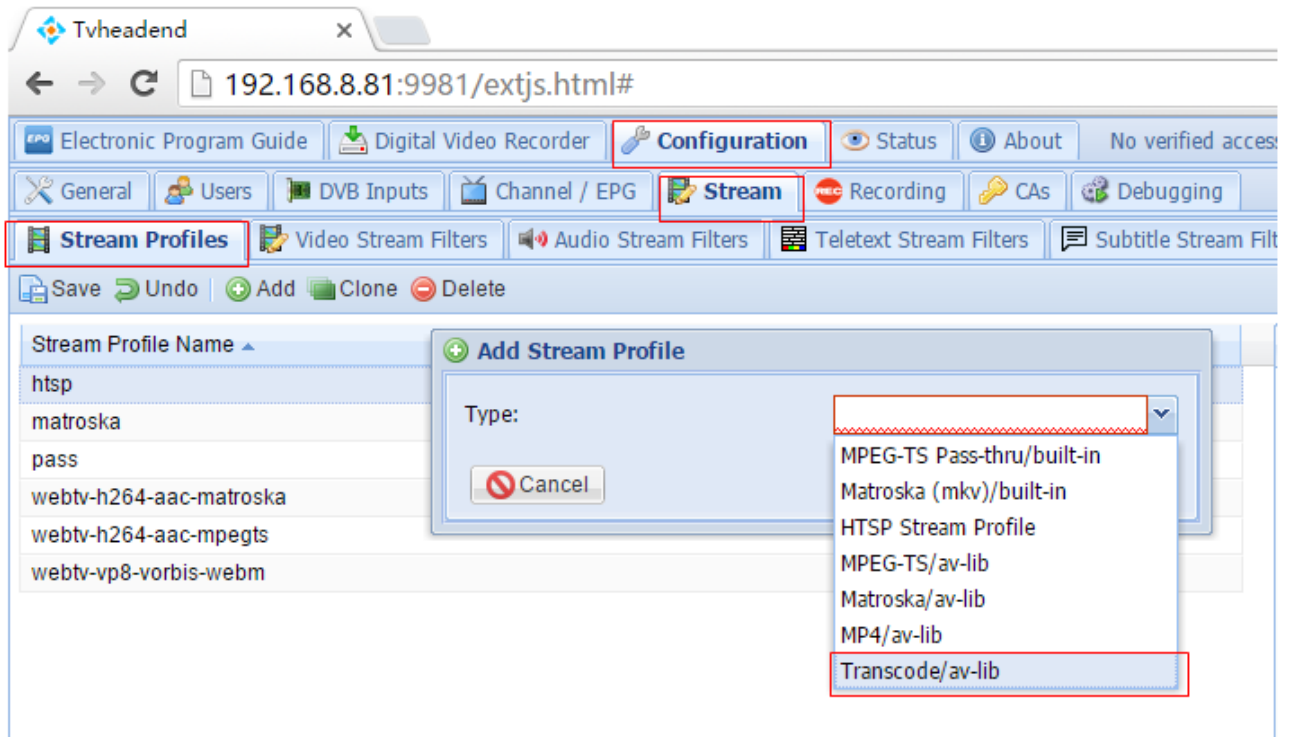
For more information about how to use tvheadend please visit the following website:

[https://www.youtube.com/watch?v=f5-b1w-4v\\_A](https://www.youtube.com/watch?v=f5-b1w-4v_A)

<http://www.tbsdtv.com/forum/viewtopic.php?f=86&t=9949&sid=5fd44147a28e44f0397f601d56d86820>

3.Set audio transcode.

Login tvheadend webpage click "Configuration"---"Stream" --- "Stream Profiles", add a transcode/av-lib:



Then you will see the below dialog ,you can set the both the audio and video transcode codec , transcode the video will cost a lot of CPU for MOI Pro-AMD, we do not process the video so choose copy codec type, for audio we choose AAC. Check the default checkbox then all channels audio codec will transcode to AAC.

**Add Transcode/av-lib**

**Configuration**

Enabled:

Default:

Profile name:

Comment:

Default priority:

Force priority:

Timeout (sec) (0=infinite):

Restart on error:

Continue even if descrambling fails:

Preferred service video type:

Container:

**Transcoding**

Resolution (height):

Channels:

Language:

Video codec:

Video codec preset:

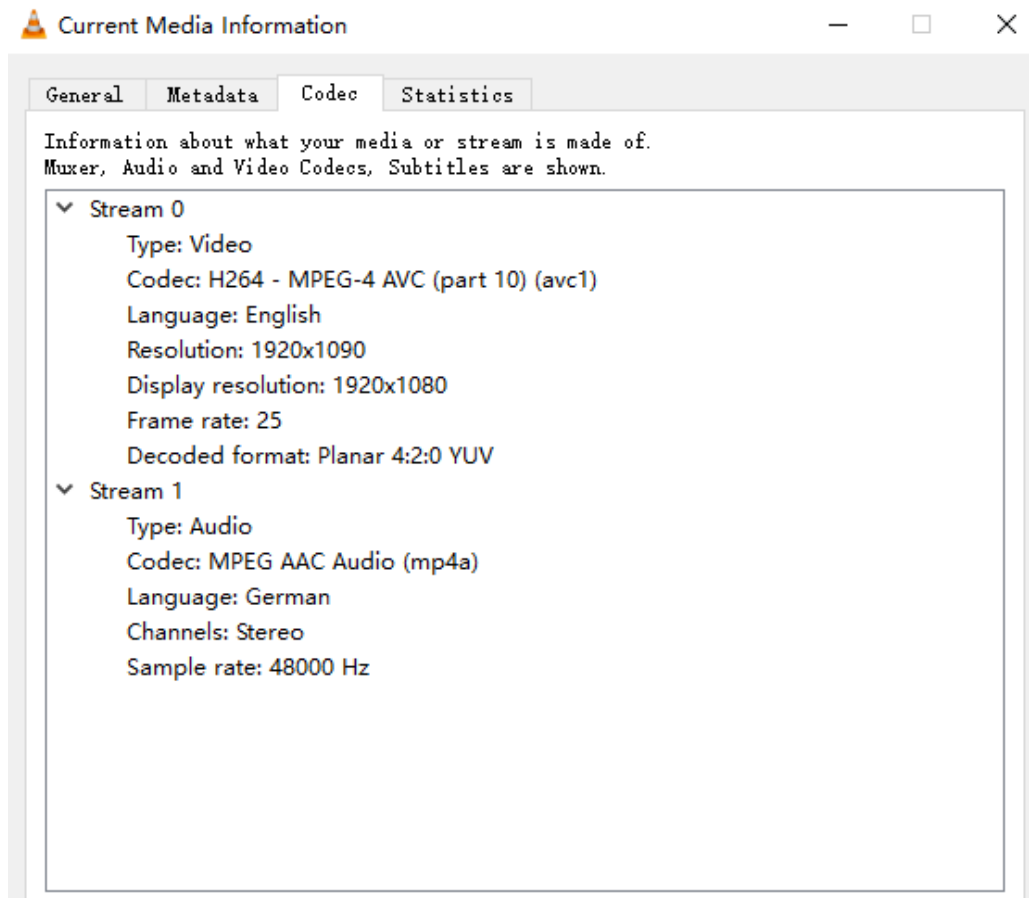
Video bitrate (kb/s) (0=auto):

Audio codec:

Audio bitrate (kb/s) (0=auto):

Subtitle codec:

Now you can go back to play the stream again and check media information, you will find the audio format have changed to AAC:



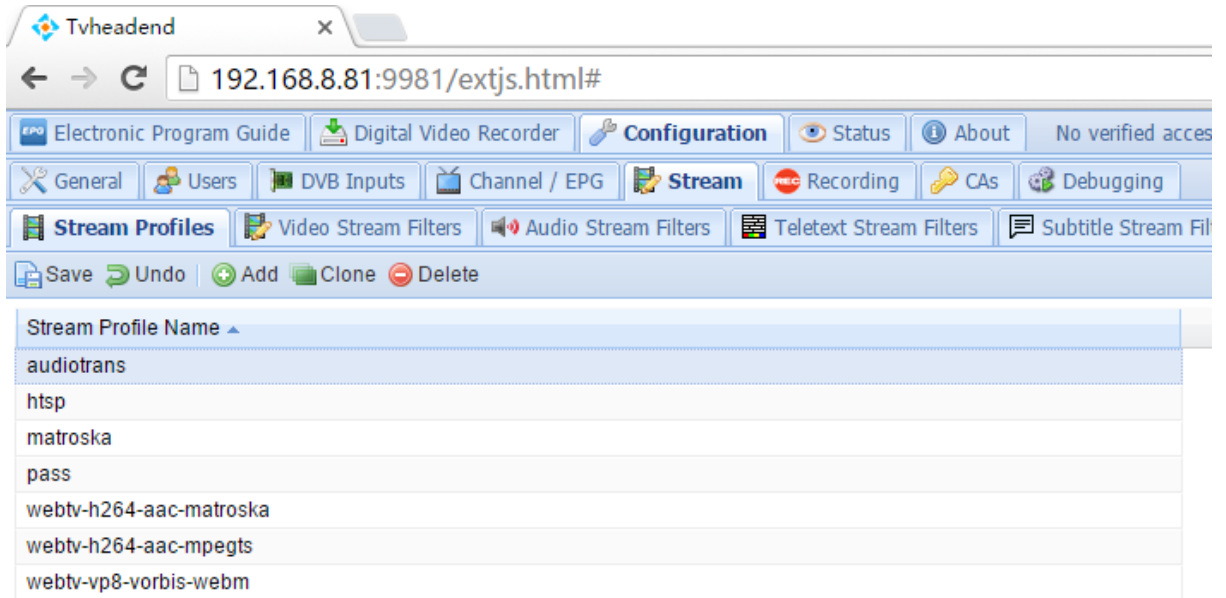
In some case, you have set audio transcode and dont' want it work, you can do some changes in URL address, add an parameter to select the original audio or the transcoded.

<http://192.168.8.81:9981/stream/channelnumber/1?&profile=pass>

It means vlc will get a URL from tvheadend which run "pass" module, this operation haven't any changes in video and audio, the channel will stream out originally.

<http://192.168.8.81:9981/stream/channelnumber/1?&profile=audiotrans>

It means vlc will get a URL from tvheadend which run "audiotrans" modules, this is audio transcoding you set before, and the audio will be changed to AAC format.



Any more question please send email to our support at [support@tbsdtv.com](mailto:support@tbsdtv.com) .

Best Regards,

TBS Support Team

Email: [support@tbsdtv.com](mailto:support@tbsdtv.com)

Website: [www.tbsdtv.com](http://www.tbsdtv.com)